

RESOLUTION 24-018

WHEREAS, in compliance with Florida Statutes, at the meeting of the SANIBEL FIRE AND RESCUE DISTRICT, BOARD OF COMMISSIONERS held on JULY 10TH, 2024, the following resolution is hereby adopted:

NOW, THEREFORE, BE IT RESOLVED, by the COMMISSIONERS OF THE SANIBEL FIRE AND RESCUE DISTRICT BOARD that the documents attached hereto, will be made part of this resolution, and indicates the following:

A RESOLUTION THUS, PROVIDING FOR THE DISTRICT'S BOARD TO ADOPT THE TENTATIVE MILLAGE FOR THE FISCAL YEAR 2024-2025, BY USING THE MILLAGE OF [REDACTED] WHICH WOULD EXCEED THE ROLLED BACK RATE OF 1.3915 MILLS RESULTING IN A TAX PERCENTAGE INCREASE TO RESIDENTS OF THE DISTRICT OF [REDACTED].

ALSO INSTRUCTING THE DISTRICT'S ADMINISTRATION TO COMPLETE THE DR420 AND THE DR420-MMP AND SUBMIT THEM TO THE COUNTY WITH THE ESTABLISHED MILLAGE RATE OF [REDACTED] AND SETTING THE FIRST PUBLIC BUDGET HEARING DATE FOR [REDACTED], AT 5:01 PM AND THE FINAL PUBLIC BUDGET HEARING DATE FOR [REDACTED] AT 5:01 PM.

WHEREAS, THE BOARD OF COMMISSIONERS OF THE SANIBEL FIRE AND RESCUE DISTRICT desire to adopt said policy in accordance with the current laws of the State of Florida.

A COPY OF ALL LEGAL FORMS AND LETTERS FOR THE SAID ITEMS IS ATTACHED HERETO AND A COPY WHICH IS ON FILE WITH THE FIRE CHIEF IS HEREBY APPROVED AND ADPOTED.

This procedure will commence JULY 10th, 2024.

Commissioner _____, Who, so moved for its adoption, offered the foregoing resolution. The motion was seconded by Commissioner _____, and upon being put to a vote the vote was as follows:

JERROLD MUENCH _____

BRUCE COCHRANE _____

RICHARD MCCURRY _____

Done and adopted by the SANIBEL FIRE AND RESCUE DISTRICT BOARD this 10th day of JULY, 2024.


_____ Chairman, "Jerry", Jerrold Muench

_____ Vice Chairman, Bruce Cochrane

_____ Secretary/Treasurer, Richard McCurry

_____ Attest, Kevin Barbot

*Progress
is impossible without
change!*



Sanibel Fire Tentative Millage FY 24

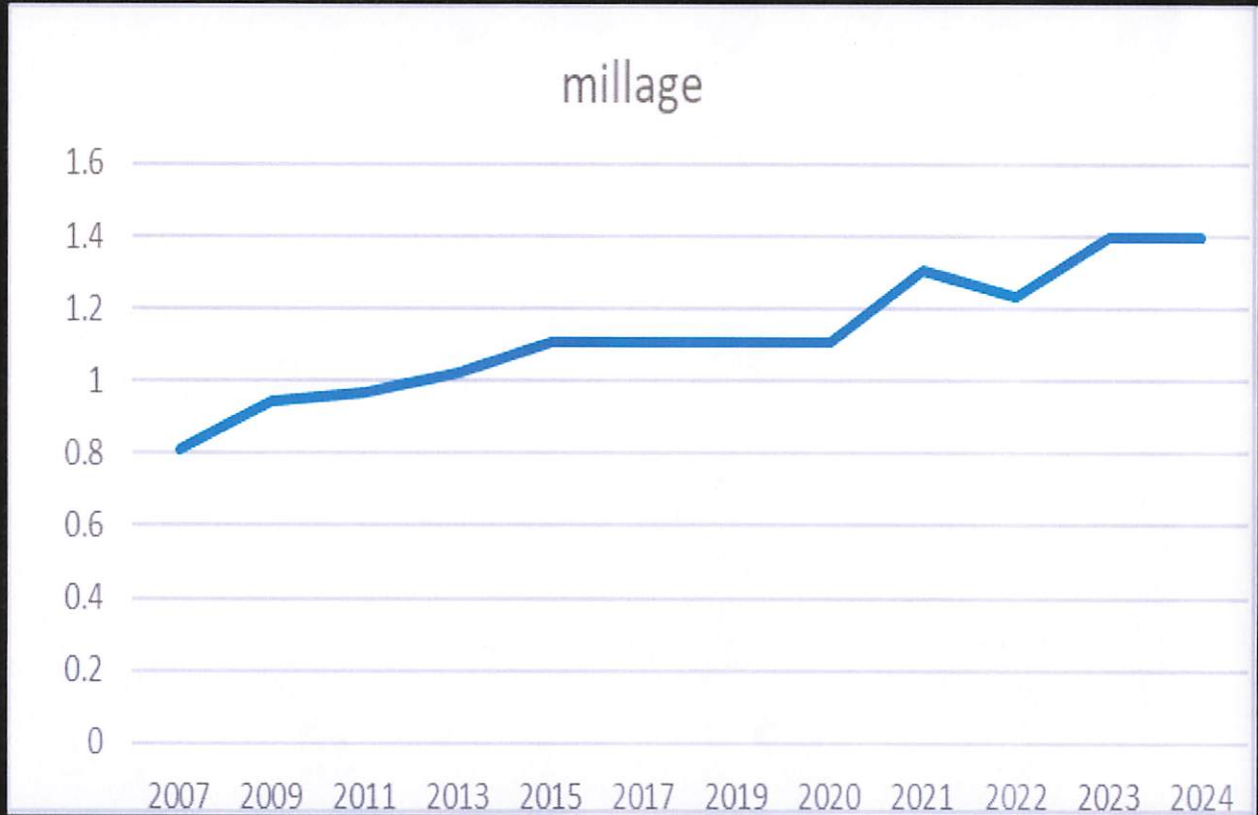
HISTORICAL PROPERTY VALUATION

FY	Taxable Value
2007	4,845,413,620
2009	4,151,852,407
2011	4,148,399,994
2013	4,370,666,294
2015	4,824,951,267
2017	5,261,045,854
2019	5,339,814,074
2020	5,474,727,777
2021	5,673,137,177
2022	6,396,689,211
2023	4,614,529,441
2024	4,660,521,567



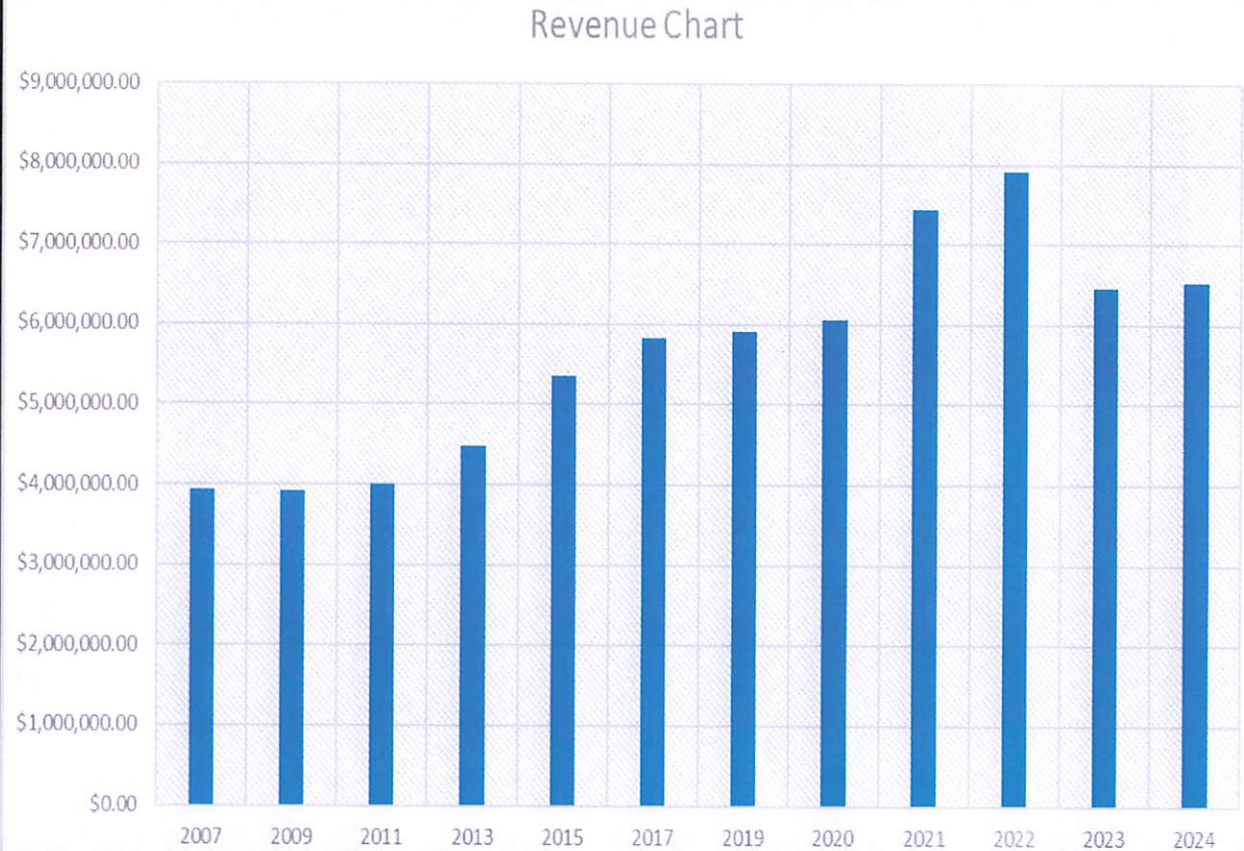
HISTORICAL DISTRICT MILLAGE

FY	MILLAGE
2007	0.8114
2009	0.9446
2011	0.966
2013	1.0239
2015	1.1089
2017	1.1089
2019	1.1089
2020	1.1089
2021	1.3089
2022	1.2365
2023	1.4000
2024	TBD



HISTORICAL DISTRICT BUDGET

FY	Budget
2007	\$3,931,568.61
2009	\$3,921,839.78
2011	\$4,007,354.39
2013	\$4,475,125.22
2015	\$5,350,388.46
2017	\$5,833,973.75
2019	\$5,921,319.83
2020	\$6,070,925.63
2021	\$7,425,569.25
2022	\$7,909,506.21
2023	\$6,460,341.22
2024	+ GRANTS



TENTATIVE MILLAGE FOR FY 2024/25

2024 Taxable Value

Millage Rates

Ad Valorem Revenue

TAX INCREASE TO RESIDENTS

\$4,660,521,567	1.3915	\$6,485,115.76	0.00% ROLLBACK
\$4,660,521,567	1.4000	\$6,524,730.19	0.61%
\$4,660,521,567	1.4500	\$6,757,756.27	4.20%
\$4,660,521,567	1.5000	\$6,990,782.35	7.80%
\$4,660,521,567	1.5500	\$7,223,808.43	11.39%
\$4,660,521,567	1.6000	\$7,456,834.51	14.98%
\$4,660,521,567	1.6500	\$7,689,860.59	18.58%
\$4,660,521,567	1.7000	\$7,922,886.66	22.17%